


NAME: ..... DATE: .....

CLASS: ..... MARK: .....


(Time: 45 minutes)

1 Przeczytaj tekst i połącz strzałkami. (20 marks)

0



1




2



4



3



## Tekst do zadania 2

### Przeczytaj i narysuj linie zgodnie z przykładem

Man: Put the radio in the bookcase.

Boy: Sorry? Put the radio where?

Man: In the bookcase!

Boy: Right.

1. Man: Put the ball on the armchair.

Boy: Pardon? Where?

Man: On the armchair. Boy: OK.

2. Man: Now put the computer under the table.

Boy: Sorry? Put the computer where?

Man: Put it under the table.

3. Man: And now, please put **the rocking horse\*** in the box.

Boy: The rocking horse?

Man: Yes! Put it in the box.

Boy: All right.

4. Man: Now the bike! Put it behind the sofa.

Boy: Where?

Man: Put the bike behind the sofa.

Boy: OK.

\* **the rocking horse** – koń na biegunach

# VOCABULARY

## 2 Popatrz, przeczytaj i wstaw znak (✓) lub (x). (10 marks)



0

It's a bath.

✓

3



It's a clock.

\_\_\_



1

It's an armchair.


\_\_\_

4



It's a sofa.

\_\_\_




2

It's a bed.

\_\_\_

5



It's a bookcase.

\_\_\_

10

## 3 Uzupełnij. (10 marks)

0 eleven

2 t e v

4 t n y

1 e g t n

3 t r e n

5 s x e

10

## GRAMMAR

### 4 Utwórz zdania. (10 marks)

0 are/friends./We

We are friends.

3 are/You/pretty.

\_\_\_\_\_

1 sisters?/you/Are

\_\_\_\_\_

4 five./We/aren't

\_\_\_\_\_

2 aren't/They/chairs.


\_\_\_\_\_

5 glasses./are/They

\_\_\_\_\_

10

5 Popatrz, policz i uzupełnij. (20 marks)



0 There are three  
chairs (chair).

3 There \_\_\_\_\_  
\_\_\_\_\_ (glass).

1 There \_\_\_\_\_  
\_\_\_\_\_ (table).

4 There \_\_\_\_\_  
\_\_\_\_\_ (tomato).

2 There \_\_\_\_\_  
\_\_\_\_\_ (box).

5 There \_\_\_\_\_  
\_\_\_\_\_ (watch).

**COMMUNICATION**

20

6 Popatrz, przeczytaj i uzupełnij. (10 marks)


0 A: Where's Liam?



B: He's in the

kitchen

1 A: Where's my notebook?




B: It's in the

\_\_\_\_\_

\_\_\_\_\_

\_\_\_\_\_

2 A: Is Lilly in the garden?



B: No, she isn't. She's in the

\_\_\_\_\_


\_\_\_\_\_

\_\_\_\_\_


	10
--	----

## READING AND WRITING

7 Przeczytaj i zakreśl kółkiem właściwe słowa. (20 marks)



Hello, 0) **I** / **my** am Sally. This is 1) **my** / **their** family. This is my mum. 2) **Your** / **Her** name is Betty. This is my dad. 3) **Its** / **His** name is Steve. This is my brother and sister. 4) **Our** / **Their** names are Richard and Cathy. 5) **We** / **Our** are a happy family!



	20
--	----

<b>Total</b>		100
--------------	--	-----